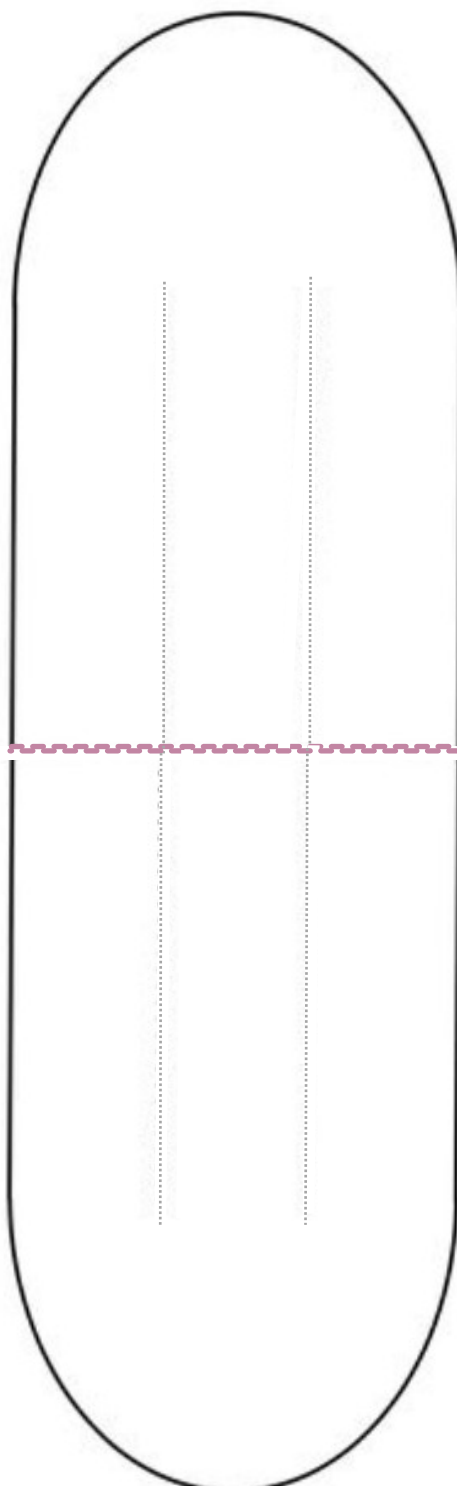

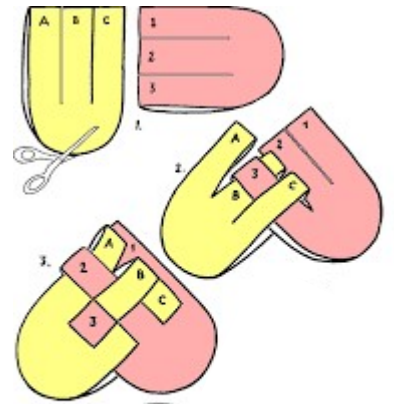


Woven Heart Basket

- * Cut out both shapes, and fold in half along pink dotted line
- * Make two cuts along the grey dotted lines
- * Weave the cut "arms" over and under each other
- * See the youtube video for instructions here

<https://youtu.be/ySGNEgclESE> (or the link on our facebook page)



Fold line
←

We'd love to see how you get on... why not share a photo of your finished heart basket with us on our facebook page: